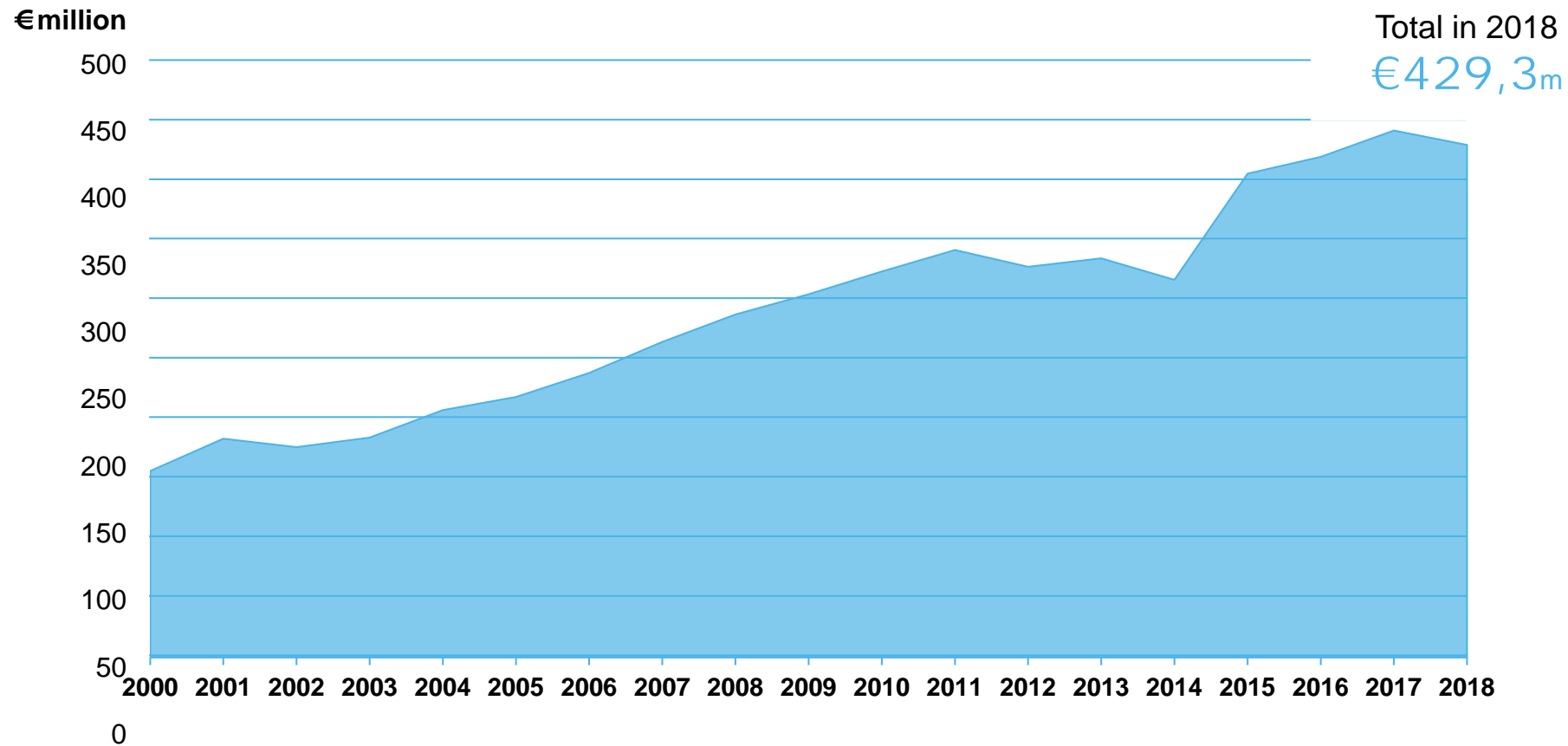




# Academy of Finland research funding in 2018

# Academy research funding in 2000–2018



These figures also include funding for support functions of research funding.  
The increase since 2015 is mainly attributable to new funding schemes.

# Received applications 2016–2018

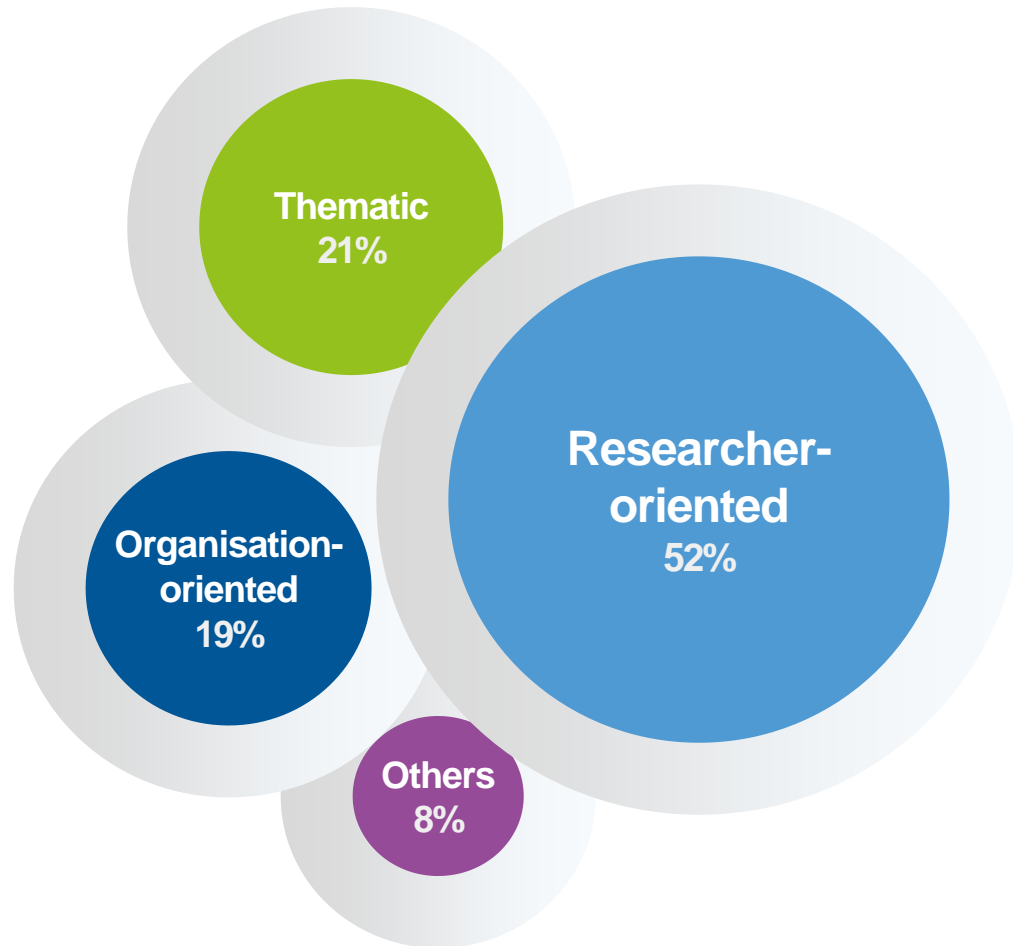
Funding instruments	2016	2017	2018	% change	
	pcs	pcs	pcs	2018–2017	2018–2016
Postdoctoral Researcher	870	786	780	-1 %	-10 %
Academy Research Fellows	586	512	515	1 %	-12 %
Academy Projects	1 631	1 494	1 159	-22 %	-29 %
Total	<b>3 087</b>	<b>2 792</b>	<b>2 454</b>	<b>-12 %</b>	<b>-21 %</b>
<b>All received applications</b>	<b>4 816</b>	<b>3 908</b>	<b>4 196</b>	<b>7 %</b>	<b>-13 %</b>

Share of funded applications in key  
funding schemes on average

**14%**

Funding for 3–6 years  
(most for 4–5 years)

# Academy funding in 2018, by instrument



## Researcher-oriented funding

€224m

- Academy Professors
- Academy Research Fellows
- Postdoctoral Researchers
- Research costs of the above researchers
- Academy Project funding
- Centres of Excellence

## Thematic funding

€90m

- Academy Programmes and international cooperation
- ICT 2023 programme
- Strategic R&D funding

## Organisation-oriented funding

€81m

- Funding for research infrastructures
- Funding to strengthen university research profiles

## Other targeted funding

€34m

- International membership fees
- Researcher mobility
- Application review, Academy Programme coordination, development and maintenance of research funding information systems

# Academy funding in 2016–2018, by university

Universities	2016		2017		2018	
	applied	funded	applied	funded	applied	funded
Aalto University	196,645	52,358	217,368	65,036	187,749	49,082
University of Helsinki	475,903	103,557	461,803	116,022	444,951	116,955
University of Eastern Finland	135,838	26,929	133,251	25,513	125,725	19,183
University of Jyväskylä	157 349	27,737	149,075	24,535	122,073	27,696
University of Lapland	16,377	2,216	19,969	2,394	14,476	2,012
Lappeenranta University of Technology	38,292	4,378	31,683	6,531	45,290	8,521
National Defence University	713	391	1,277	222	392	170
University of Oulu	151,114	26,490	159,707	27,616	142,404	38,623
Hanken School of Economics	6,678	282	13,436	3,331	11,935	747
University of the Arts Helsinki	11,616	1,619	10,653	4,582	8,451	1,505
Tampere University of Technology	79,789	18,209	82,876	15,428	78,331	14,506
Tampere University	120,918	21,055	144,091	28,999	121,376	23,562
University of Turku	193,307	42,610	200,473	36,960	203,955	32,288
University of Vaasa	11,046	1,420	9,983	965	9,341	1,776
Åbo Akademi University	63,026	11,405	53,440	10,317	52,650	7,271
<b>Total</b>	<b>1,658,609</b>	<b>340,657</b>	<b>1,689,086</b>	<b>368,450</b>	<b>1,569,098</b>	<b>343,897</b>

Academy of Finland's funding is

**20 %**

of all university research funding

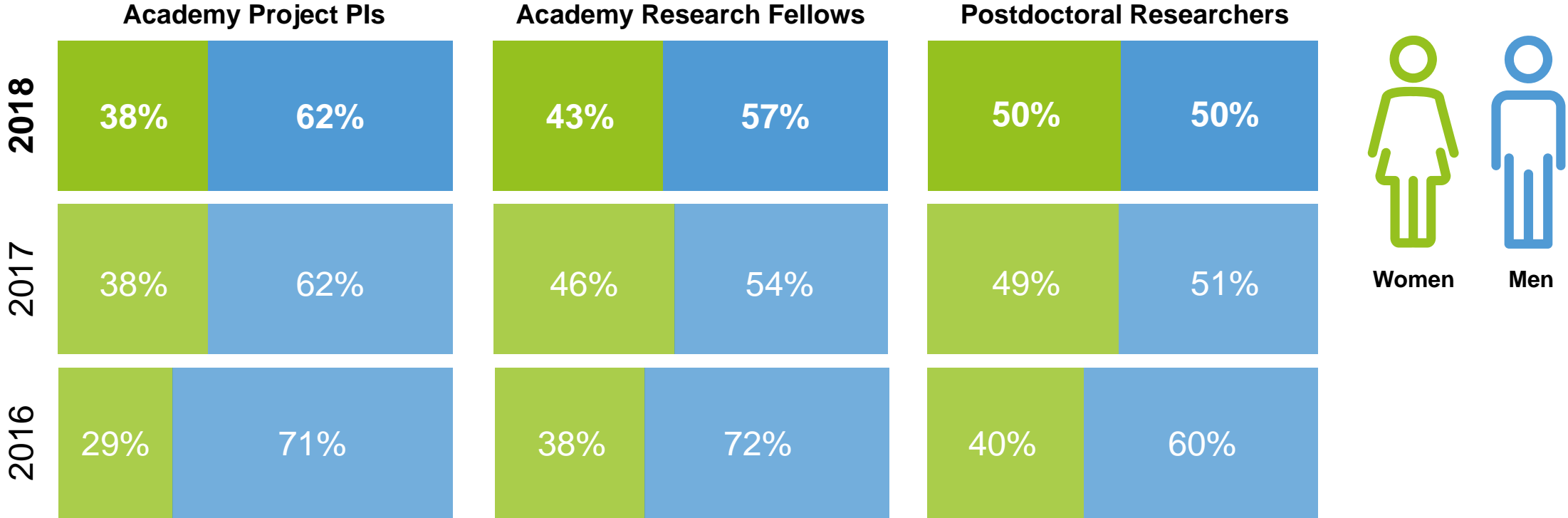
Applied and received research funding by university (1,000 €)

# Academy funding 2018, by university and research institution

Universities			Research institutions		
	2018			2018	
	Funding	%		Funding	%
Aalto University	49,082	14	Finnish Food Authority	318	1
University of Helsinki	116,955	34	Folkhälsan's research centre	450	1
University of Eastern Finland	19,183	6	Geological Survey of Finland	410	1
University of Jyväskylä	27,696	8	Finnish Meteorological Institute	5,336	12
University of Lapland	2,012	1	Central Finland Health Care District	140	0,3
Lappeenranta University of Technology	8,521	2	Natural Resources Institute Finland	7,635	17
National Defence University	170	0,05	Finnish Geospatial Research Institute	2,165	5
University of Oulu	38,623	11	Samfundet folkhälsan	652	1
Hanken School of Economics	747	0,2	Migration Institute of Finland	915	2
University of the Arts Helsinki	1,505	0,4	Finnish Cancer Registry	266	1
Tampere University of Technology	14,506	4	Finnish Environment Institute	5,662	13
Tampere University	23,562	7	VTT Technical Research Centre of Finland Ltd	15,719	35
University of Turku	32,288	9	National Institute for Health and Welfare	3,046	7
University of Vaasa	1,776	1	Finnish Institute of Occupational Health	530	1
Åbo Akademi University	7,271	2	UKK Institute	422	1
<b>Total</b>	<b>343,897</b>	<b>100</b>	VATT Institute for Economic Research	991	2
			Wihuri Research Institute	250	1
			<b>Total</b>	<b>44,908</b>	<b>100</b>

Funding granted to universities and research institutions in 2018 by organisation (1,000 €)

# Gender distribution of granted Academy funding 2016–2018





**Thank you!**

firstname.lastname@aka.fi